

UNIQUE KITCHENS & BATHS

COLLABORATIONS



Custom Cabinetry
NATURALLY NEUTRAL



“

At Eye for Pretty our values are rooted in the belief that home is more than a place, it's a feeling. We wanted to create a collection that focused on beautiful details, impeccable craftsmanship and a product that would stand the test of time. We are thrilled to showcase our signature California warm minimalism aesthetic through this collaboration with UKB and honored to have it in your homes.

NICOLE SALCEDA
OWNER & DESIGNER OF EYE FOR PRETTY

The Specs

ABOUT THE COLLECTION


At Eye for Pretty our values are rooted in the belief that home is more than a place, it's a feeling. We wanted to create a collection that focused on beautiful details, impeccable craftsmanship and a product that would stand the test of time. We are thrilled to showcase our signature California warm minimalism aesthetic through this collaboration with UKB and honored to have it in your homes.

THE DETAILS


- Built in America
- Soft-close hinges
- Furniture Cabinetry




Door Profiles




CARTER




ELISE



EMERSYN



PAIGE



THOMAS

Door Samples



CARTER



ELISE



EMERSYN



PAIGE



THOMAS

Finishes

Color Options



BLANC



NATURAL



STONE



DOVE




ANTIQUÉ




EMBER


Stain Option



ASH OAK



SABLE OAK



FAWN OAK



The Process



MEASURE YOUR SPACE

*See downloadable Measuring Guide on following page. Scan and email layout to info@uniquekitchensandbaths.com.



CUSTOM DESIGN BEGINS

Once existing layout is reviewed, a design fee will be proposed at which time you can decide to proceed.



DESIGN PACKET APPROVAL

Once design approval is achieved, an invoice will be sent and is due in full. We will send a sign-off packet. Your sign-off packet will include the plan and elevation list. Once order is placed, your design fee will be credited to your order.



DELIVERY TIME

Payment must be received in full before production can commence. Please allow up to 10 weeks for delivery. Delivery available across the continental USA.

PLEASE NOTE: *We are not responsible in any way for measurements you provide. We recommend you have your designer or installer verify all measurements carefully. If you are not working with a designer, please contact UKB about our referring designer list.*

Steps To Measure Your Space

1

STEP ONE: YOUR KITCHEN SHAPE

Draw your kitchen as a box showing all walls and openings. Make sure to mark all openings with labels (*i.e. door, window, etc.*).

2

STEP TWO: MEASURING

Go from edge to edge with a tape measure and mark everything. This includes wall lengths, opening lengths, ceiling heights and appliances spaces.

3

STEP THREE: YOUR LAYOUT

If you have an idea or change you want to make, let us know! Feel free to draw your ideas of what you would like to include in your new kitchen.

4

STEP FOUR: APPLIANCES

Make note of the sizes and specs of any appliances you have or plan on purchasing for your new kitchen.



Measuring Guide

NAME: -----

DOOR STYLE: -----

EMAIL: -----

FINISH COLOR: -----

PHONE: -----

WHO CAN WE THANK FOR YOUR REFERRAL? -----

A large grid of graph paper for taking measurements. The grid consists of 20 columns and 20 rows of small squares, with a larger square grid centered within it.



Questions

PHONE [410.247.2070](tel:410.247.2070)

EMAIL INFO@UNIQUEKITCHENSANDBATHS.COM

INSTAGRAM [@UNIQUEKITCHENSANDBATHS](https://www.instagram.com/UNIQUEKITCHENSANDBATHS)

FACEBOOK [UNIQUE KITCHENS AND BATHS, LLC.](https://www.facebook.com/UNIQUEKITCHENSANDBATHS)